



---

**GOLD COAST**  
Horse Shows

*Saturday Patterns*



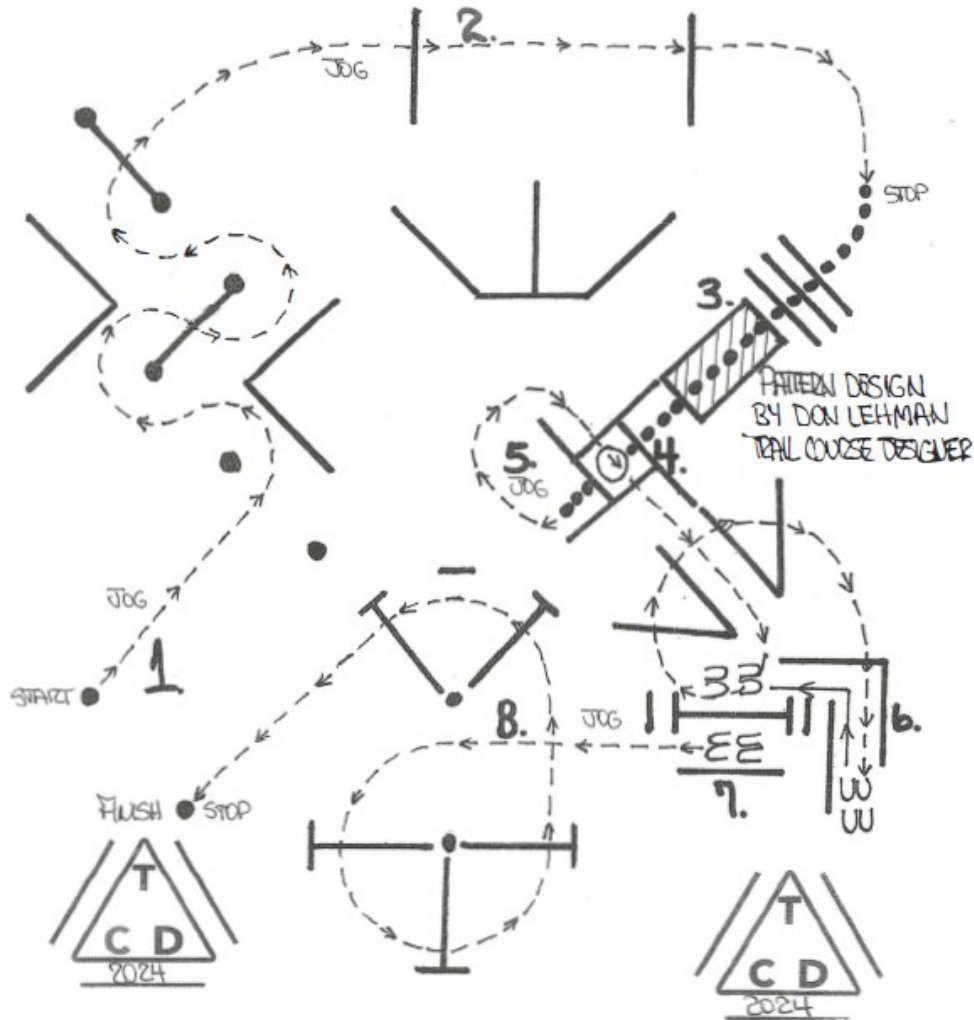
# Gold Coast Finale

Saturday

Walk/Jog Trail: Open & Youth/Amateur



**GOLD COAST**  
Horse Shows



1. Jog through serpentine & over poles.
2. Jog over 2 poles. Stop at walk overs.
3. Walk over poles & bridge into box.
4. 360 either way, walk out.
5. Jog over 7 poles & into chute.
6. Back through poles to gate.
7. Gate (RH), ride through & close.
8. Jog over poles to cone and stop.

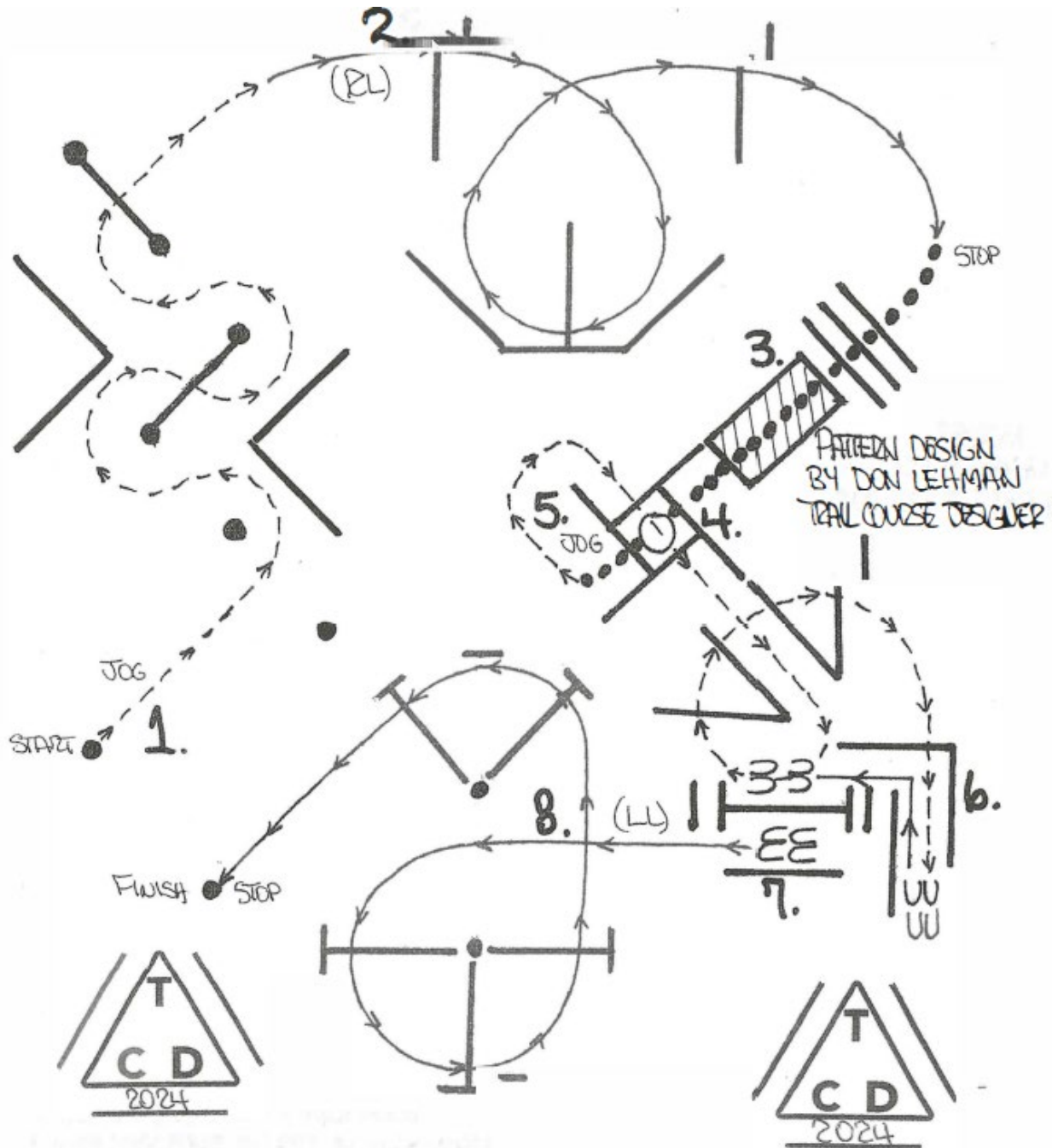
# Gold Coast Finale

Saturday

Trail: Green/Junior Horse, Basic 1<sup>st</sup>/2<sup>nd</sup> Year  
Rider



**GOLD COAST**  
Horse Shows



1. Jog through serpentine & over poles.
2. Lope over poles (right lead), stop at walk overs.
3. Walk over poles & bridge into box.
4. 360 either way, walk out.
5. Jog over 6 poles & into chute
6. Back through poles to gate.
7. Gate (RH), ride through, close.
8. Lope over 5 poles (left lead), stop at cone.

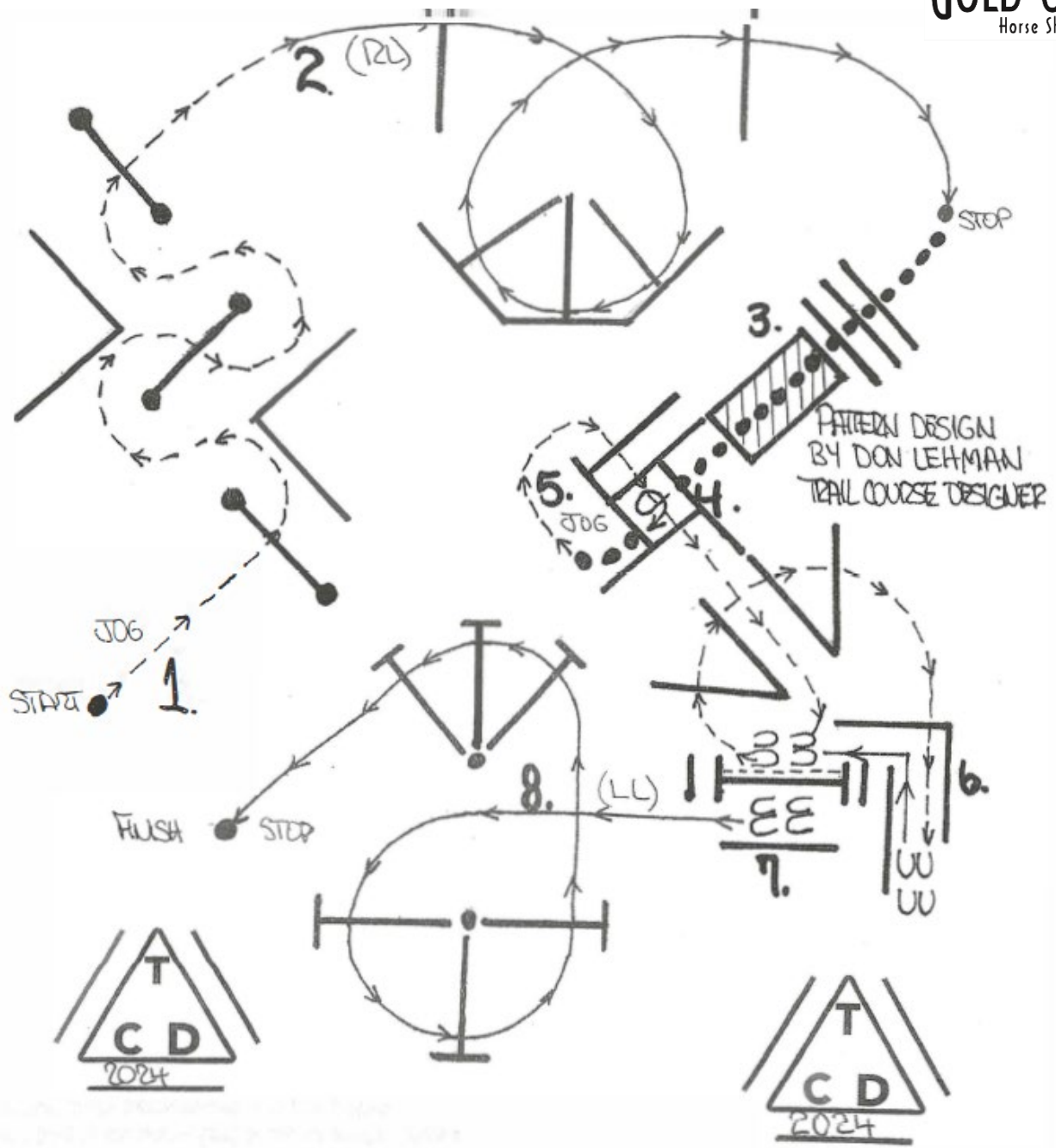
# Gold Coast Finale

Saturday

Trail: Preliminary Horse, Youth/Amateur, Open

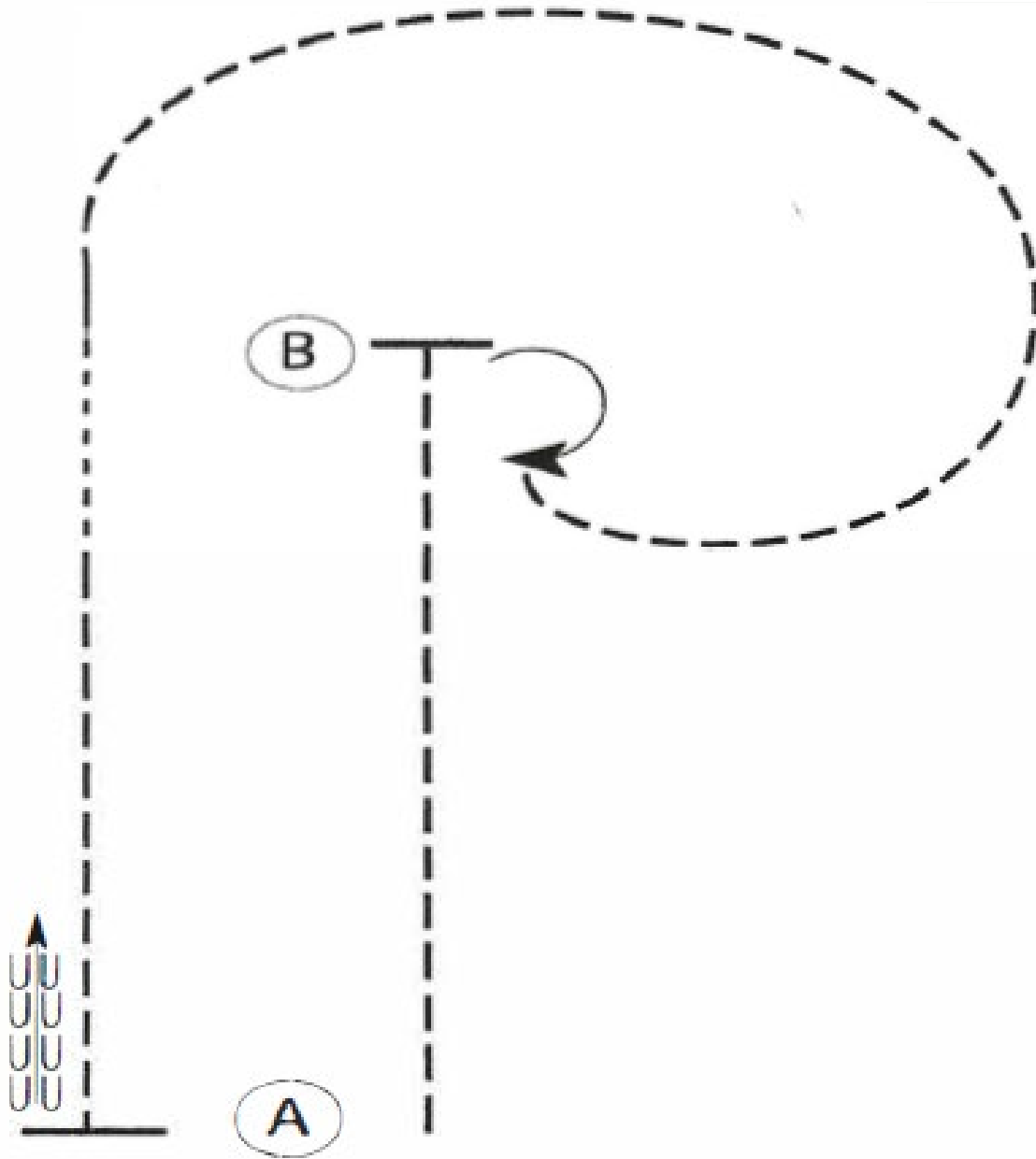


**GOLD COAST**  
Horse Shows



1. Jog through serpentine & over poles.
2. Lope over poles (right lead), stop at walk overs.
3. Walk over poles & bridge into box.
4. 360 right, walk out.
5. Jog over poles & into chute
6. Back through poles to gate.
7. Gate (RH), ride through over pole, close.
8. Lope over poles (left lead), stop at cone.

**Gold Coast Finale**  
**Saturday**  
**Walk/Jog Horsemanship**



1. Be ready at A.
2. Jog to B.
3. Turn 180 degrees to the right.
4. Jog back around to B.
5. At B, break to the walk.
6. Walk approximately 10 feet.
7. Jog to A.
8. Stop at A and back approximately one horse length.

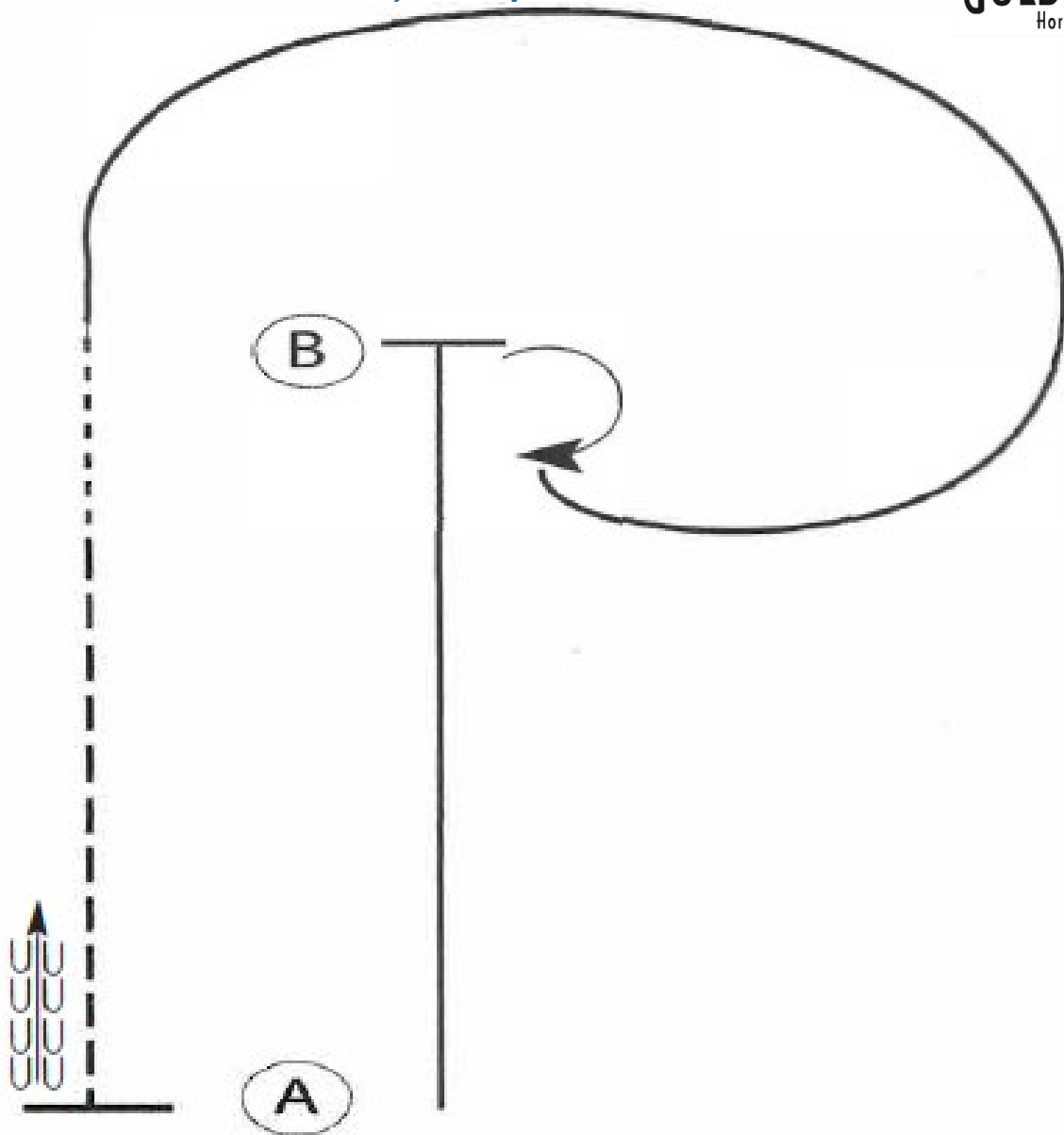
# Gold Coast Finale

Saturday

Horsemanship: 1st/2nd Year  
Rider, Youth/Amateur



GOLD COAST  
Horse Shows



1. Be ready at A.
2. Lope on the right lead to B.
3. Turn 180 degrees to the right.
4. Lope on the left lead back around to B.
5. At B, break to the walk.
6. Walk approximately 10 feet.
7. Jog to A.
8. Stop at A and back approximately one horse length.

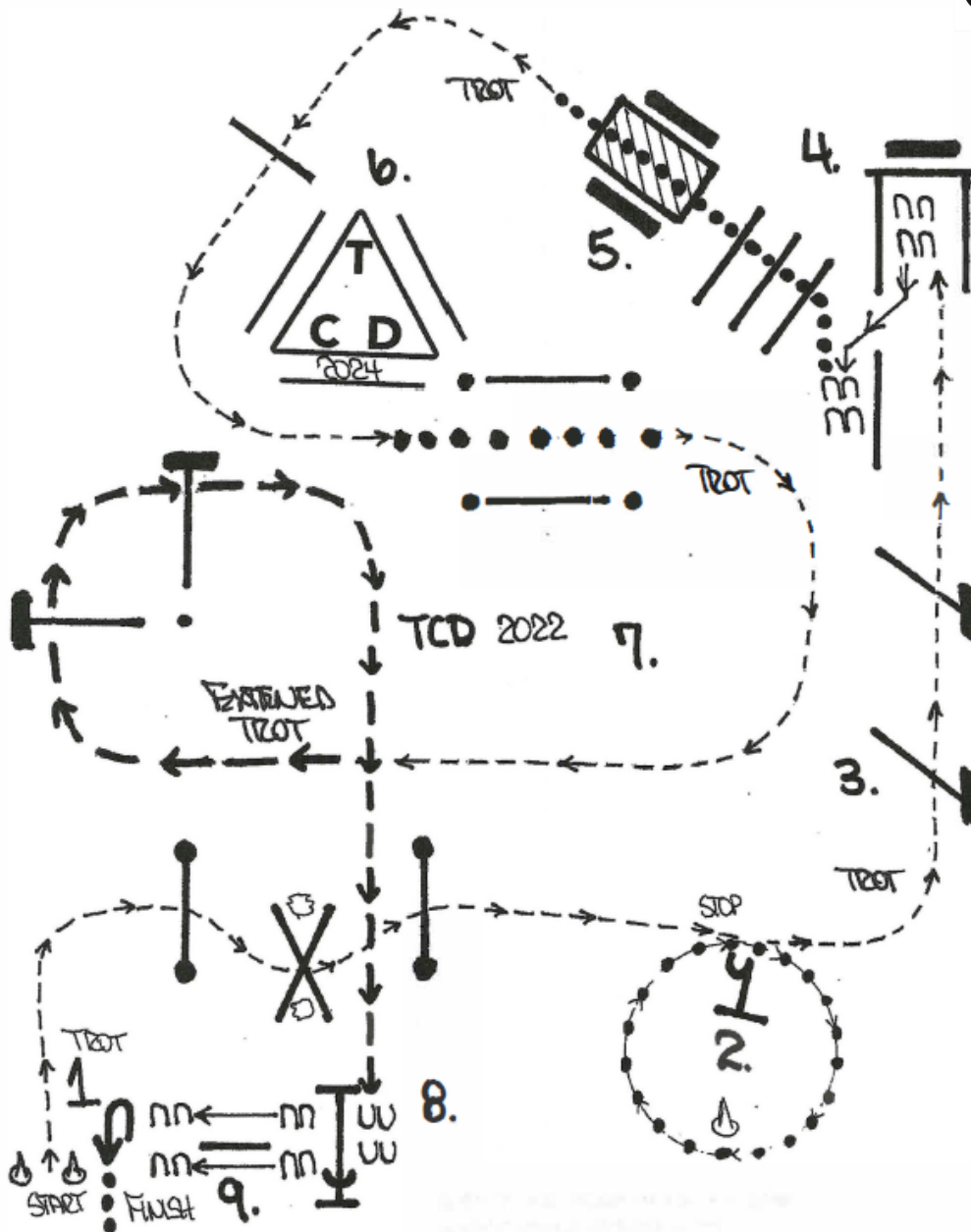
# Gold Coast Finale

## Saturday

### Walk/Jog Ranch Trail



**GOLD COAST**  
Horse Shows



1. Jog over poles to drag & stop.
2. Jog circle around cone.
3. Over poles & into chute.
4. Back out of chute.
5. Walk over poles & bridge.
6. Over pole & between poles.
7. Jog over poles and to gate.
8. Gate (RH), ride through, close.
9. Side pass left over pole, 1/2 turn left & walk away.

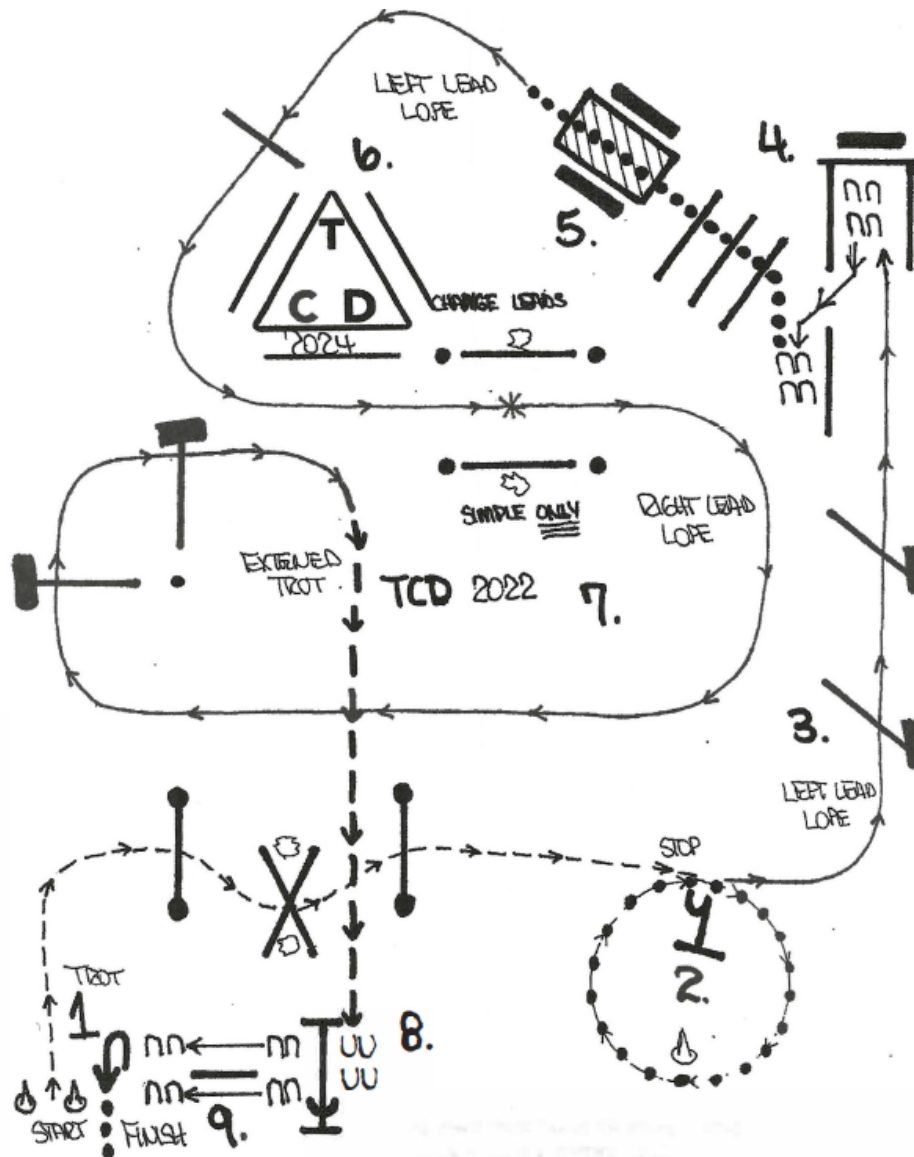
# Gold Coast Finale

Saturday

Ranch Trail: 1<sup>st</sup>/2<sup>nd</sup> Year Horse, 1<sup>st</sup>/2<sup>nd</sup> Year  
Rider, Youth/Amateur



**GOLD COAST**  
Horse Shows



1. Jog over poles to drag & stop.
2. Jog circle around cone.
3. Lope (left lead) over poles & into chute.
4. Back out of chute.
5. Walk over poles & bridge.
6. Lope (left lead) over pole, change leads between poles (simple only).
7. Lope (right lead) over poles and extended jog to gate.
8. Gate (RH), ride through, close.
9. Side pass left over pole, 1/2 turn left & walk away.

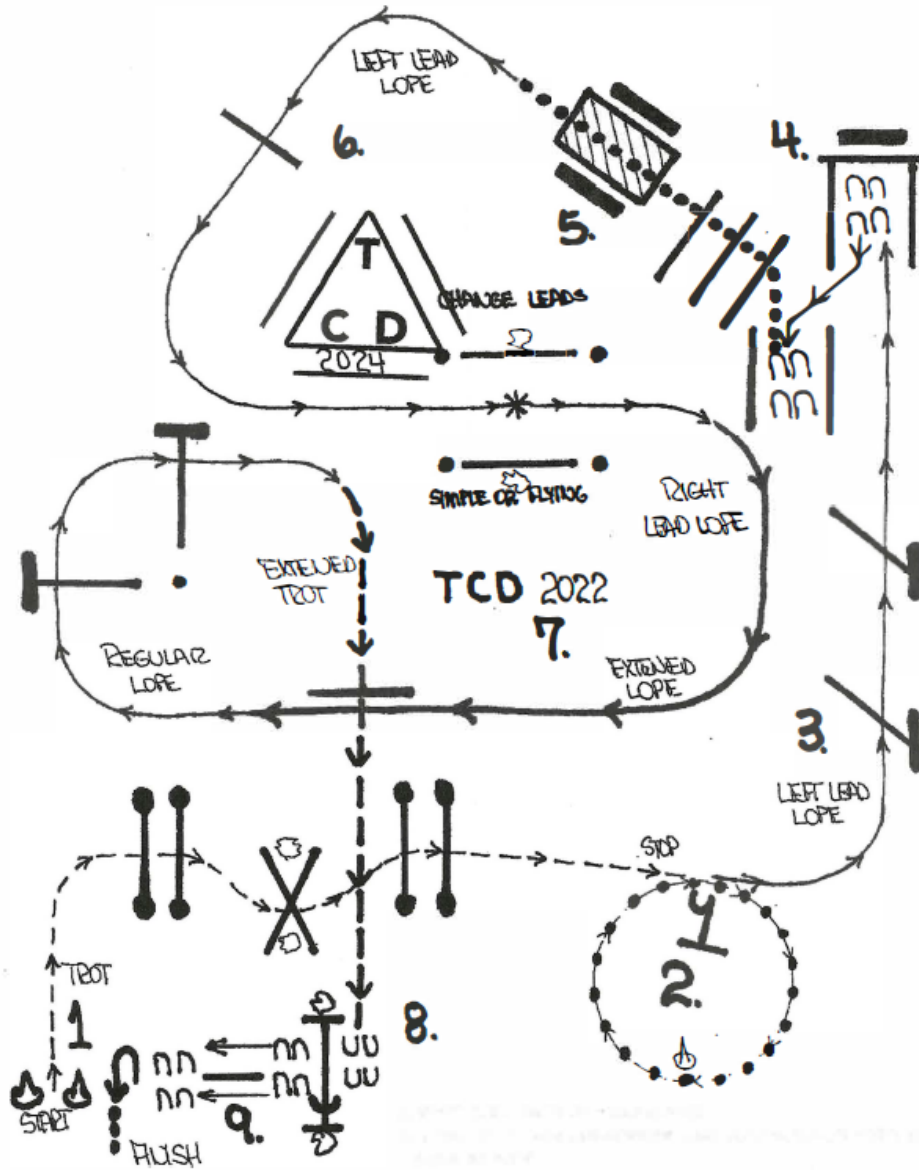
# Gold Coast Finale

Saturday

Ranch Trail: Open



**GOLD COAST**  
Horse Shows

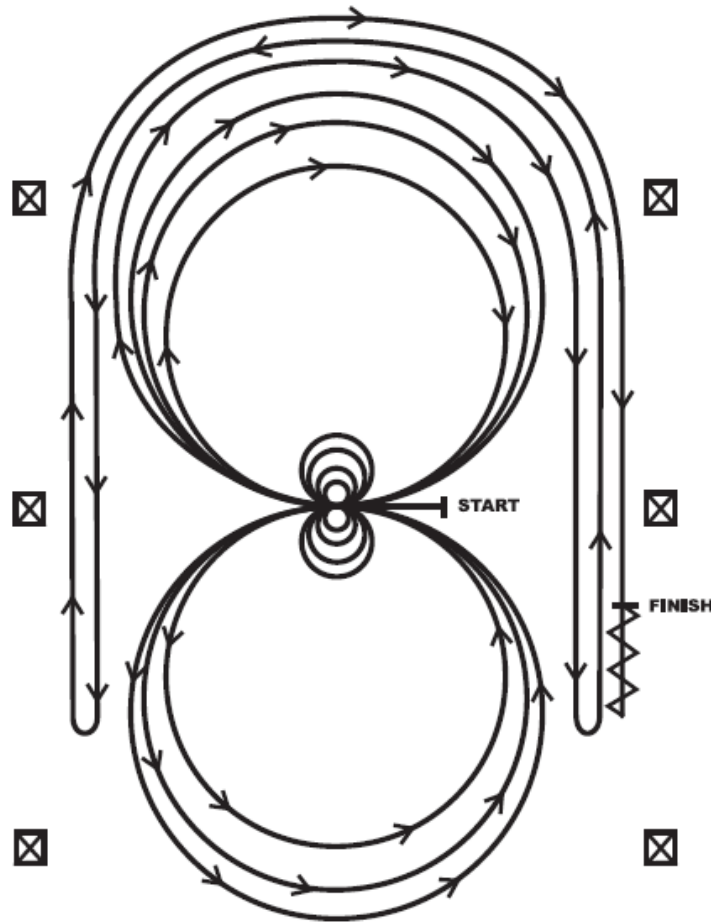


1. Jog over poles to drag & stop.
2. Grab rope, drag log around cone at a walk or jog, hang rope on hook.
3. Lope (left lead) over poles & bridge.
4. Lope (left lead) over poles, change leads between poles.
5. Extended lope (right lead), regular lope over poles and extended jog to gate.
6. Gate (RH), ride through, close.
7. Side pass left over pole, 1/2 turn left & walk away.

# Gold Coast Finale

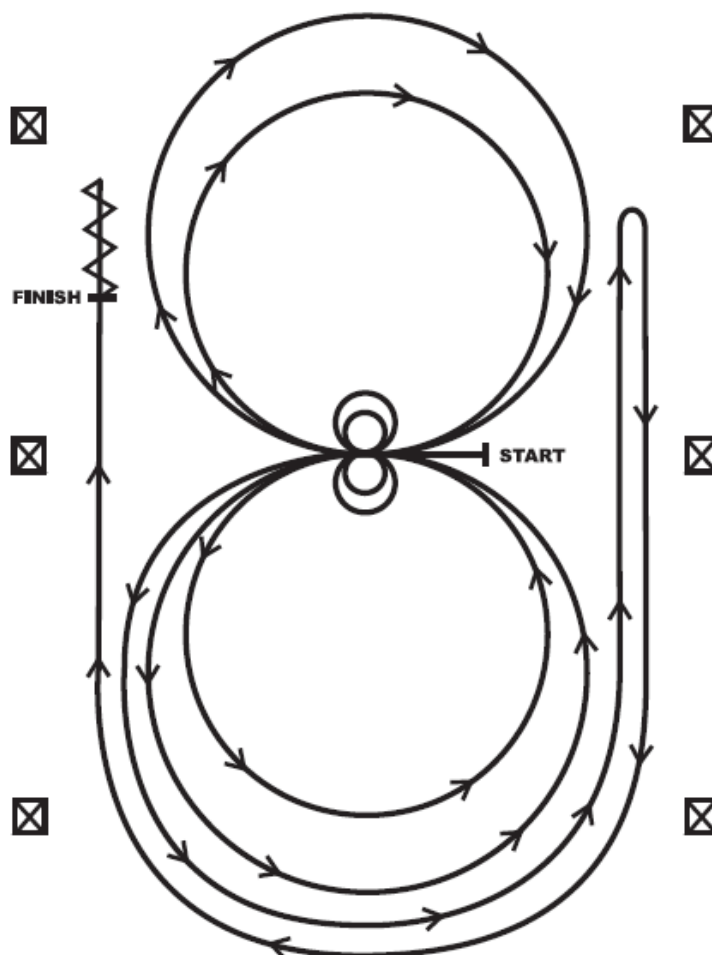
## Saturday

*Reining: Non Pro, Primetime, Open Horse,  
Novice Horse Open, Rookie Rider, Youth, Non  
Pro Rider Novice Horse, Jack & Linda Baker*



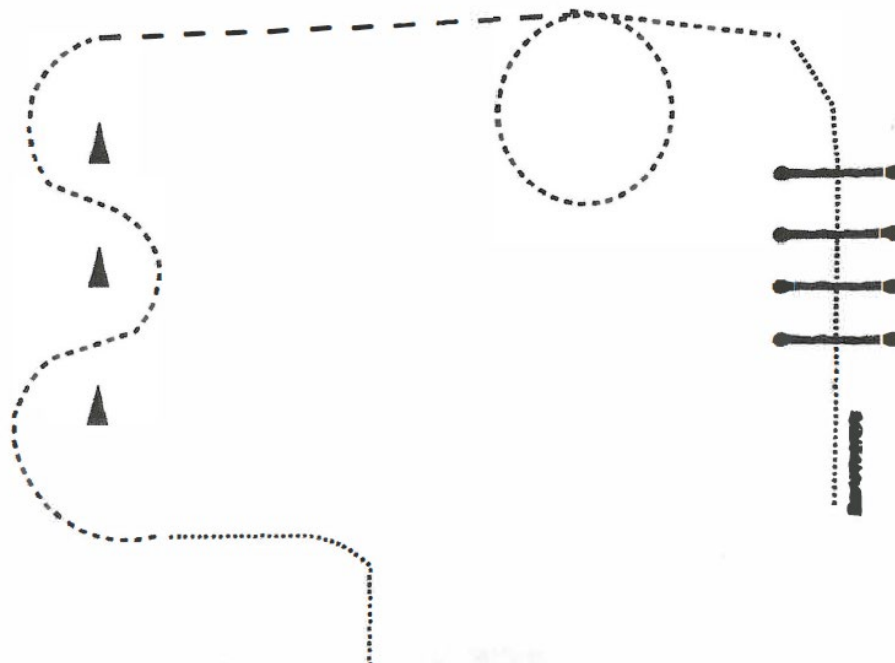
1. Complete four spins to the left. Hesitate.
2. Complete four spins to the right. Hesitate.
3. Beginning on the right lead, complete three circles to the right: the first circle large and fast; the second circle small and slow; the third circle large and fast. Change leads at the center of the arena.
4. Complete three circles to the left: the first circle large and fast; the second circle small and slow; the third circle large and fast. Change leads at the center of the arena.
5. Begin a large circle to the right but do not close this circle. Run straight down the right side of the arena past the center marker and do a left rollback at least twenty feet (six meters) from the wall or fence—no hesitation.
6. Continue back around the previous circle but do not close this circle. Run down the left side of the arena past the center marker and do a right rollback at least twenty feet (six meters) from the wall or fence—no hesitation.
7. Continue back around the previous circle but do not close this circle. Run down the right side of the arena past the center marker and do a sliding stop at least twenty feet (six meters) from the wall or fence. Back up at least ten feet (three meters). Hesitate to demonstrate completion of the pattern.

**Gold Coast Finale**  
**Saturday**  
**Walk/Jog Reining**



1. Beginning at a jog, complete two circles to the left. Stop at the center of the arena. Hesitate.
2. Complete two spins to the left. Hesitate.
3. Beginning at a jog, complete two circles to the right. Stop at the center of the arena. Hesitate.
4. Complete two spins to the right. Hesitate.
5. Beginning at an extended jog, go around the end of the arena, down the right side of the arena past center marker, stop and roll back right.
6. Continue around the end of the arena to extended jog down the left side of the arena past the center marker. Stop. Back up. Hesitate to demonstrate completion of the pattern.

**Gold Coast Finale**  
**Saturday**  
**Walk/Jog Ranch Riding**



1. Walk
2. Trot serpentine around cones
3. Extended trot
4. Trot a circle to the right
5. Walk over logs
6. Walk and then stop
7. Back

